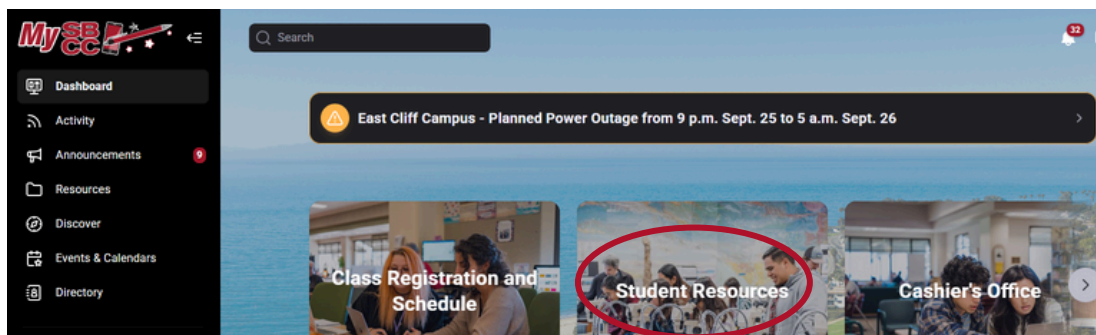


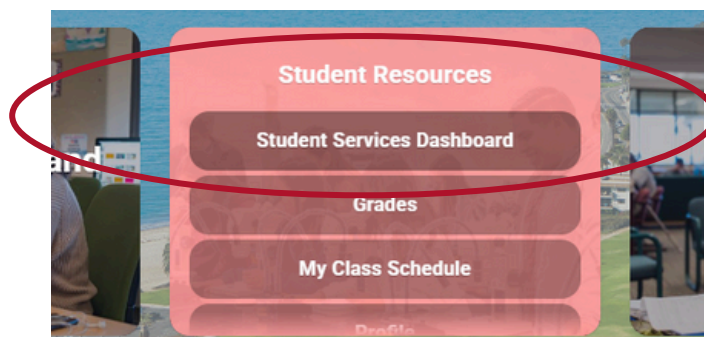
Cómo actualizar su objetivo educativo o carrera

SANTA BARBARA CITY COLLEGE | Welcome Center

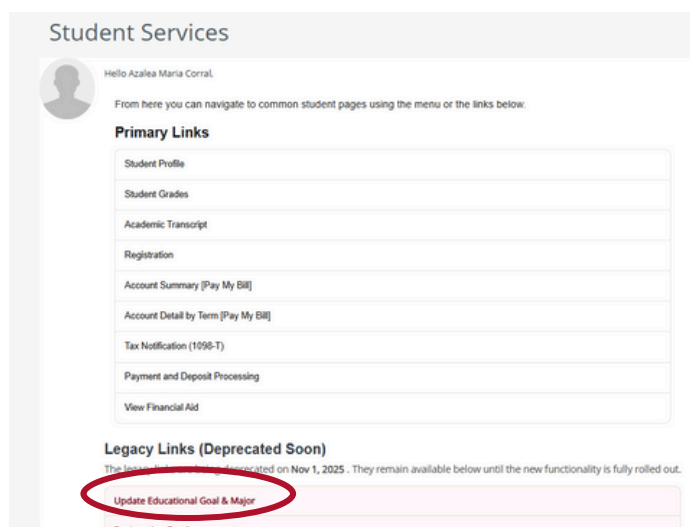
1. Ir a My.SBCC.edu



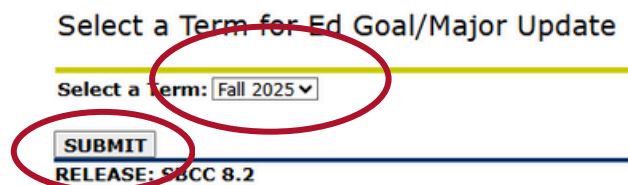
2. Pasa el cursor sobre “Student Resources” luego haz clic en “Student Services Dashboard”



3. Bajar en la página web y luego haz clic en “Update Educational Goal and Major”



4. Selecciona Termino Escolar luego haz clic en “Submit”



© 2025 Ellucian Company L.P. and its affiliates.

¿Preguntas? Visita: www.sbcc.edu/enrollmentservices

Ed Goal & Major updates for Fall 2025

Your Current Educational Goal and Major

Ed Goal:

Associate Degree w/o transfer

Major:

Applied Photo: Photography | Degree:AA | Program:GD-APPHOT-A

SUBMIT REQUEST

RELEASE: SBCC 8.2

© 2025 Ellucian Company L.P. and

5. Selecciona el “Objetivo Educativo/Ed Goal” deseado o “Carrera/Major” de la lista dependiendo de cual quieres actualizar

Ed Goal & Major updates for Fall 2025

Your Current Educational Goal and Major

Ed Goal:

Associate Degree w/o transfer

Major:

Applied Photo: Photography | Degree:AA | Program:GD-APPHOT-A

SUBMIT REQUEST

RESET

TERM SELECTION

RETURN TO MENU

RELEASE: SBCC 8.2

© 2025 Ellucian Company L.P. and its affiliates.

6. Haz clic en “Submit Request”